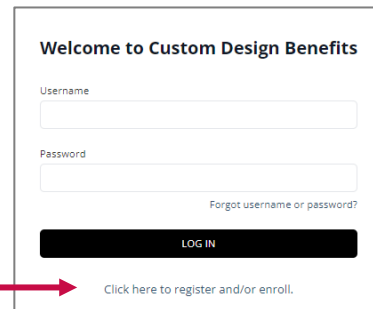


How to Register for the Provider Portal

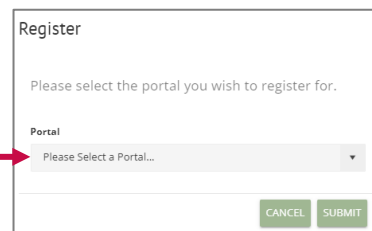
1. A registration code is required to register for the Provider Portal. **To get a registration code, contact Custom Design Benefits at 800.598.2929 Monday-Friday, 8am-5pm EST and provide your TIN.**
2. After you have received your registration code, go to **www.CustomDesignBenefits.com**, click on **Providers**, then click on **Provider Portal**.



3. Click here to register.

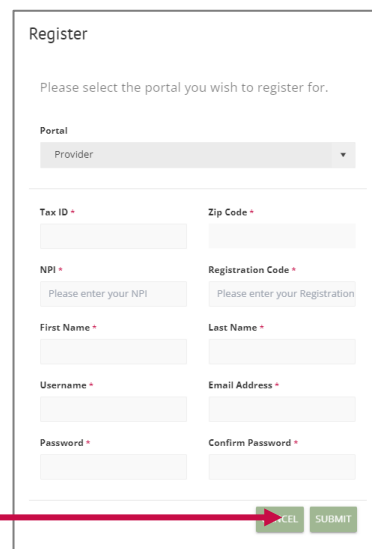


4. Select **Provider** in the dropdown menu.

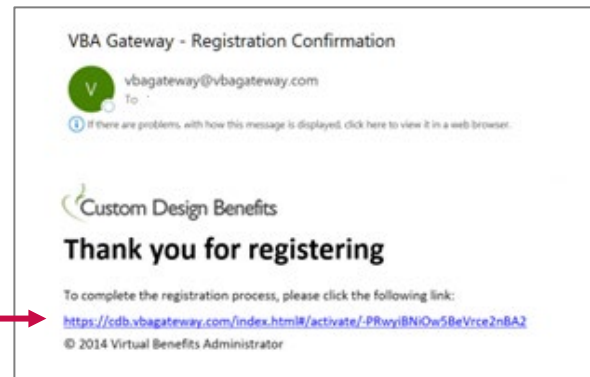


5. Enter the required information and click **Submit**.

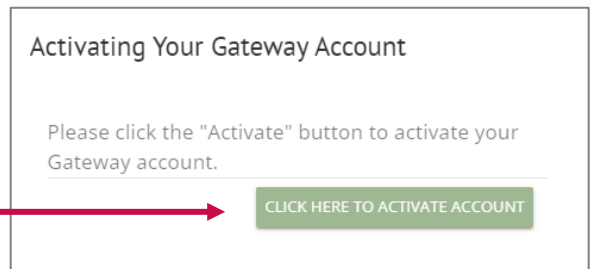
Note: Username must be alphanumeric only, no special characters. Do not use your email as your username. Only enter your email address in the Email Address field.



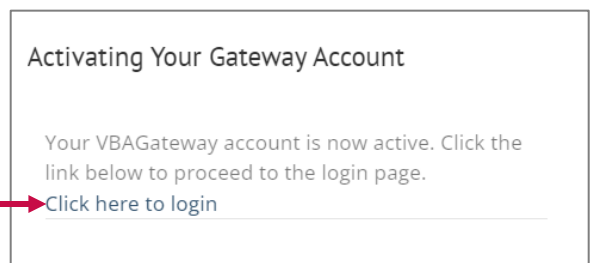
5. Look for an email from vbagateway@vbagateway.com. Click on the link in the email to complete the registration process.



6. Click to activate your account.



7. Click to login to the Provider Portal.



8. Use the Provider Portal to
- Check claim status
 - Look up member information
 - Submit online prior authorization
 - And more!



Please allow 24 to 48 hours before submitting a prior authorization to allow the system time to process your registration.